

**PRiMAX**



**致伸科技 (4915 TT)**

**3Q19 財報法說**

**31 Oct 2019**

# 3Q19 營運成果



## Record Topline, GP, OI, OPM, EPS

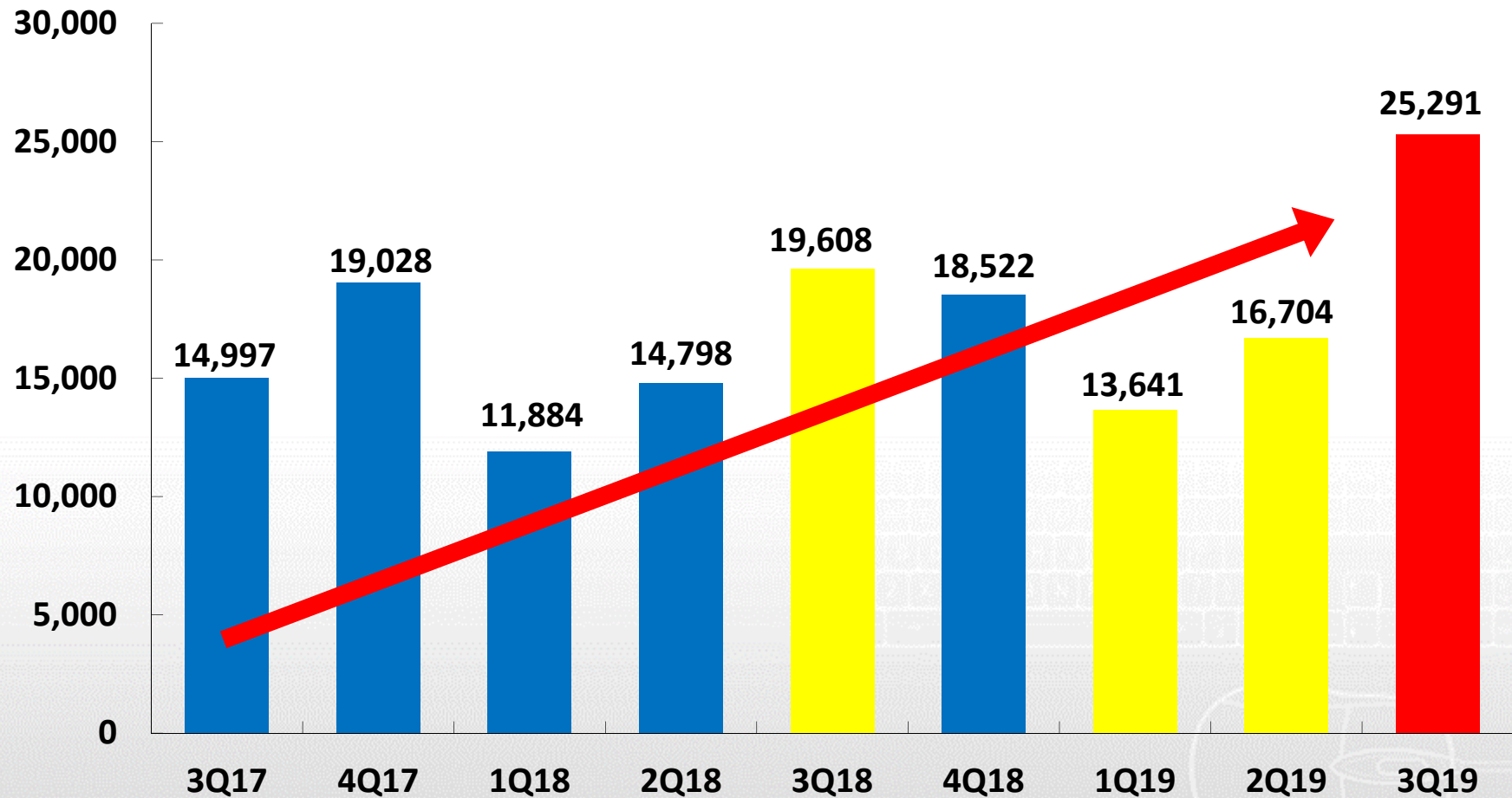
Amount : NTD M

	Q3 19	Q2 19	Q3 18	QoQ	YoY
<b>Net Sales</b>	<b>25,291</b>	16,704	19,608	51.4%	<b>29.0%</b>
<b>COGS</b>	<b>22,280</b>	14,833	17,266		
<b>Gross Profit</b>	<b>3,010</b>	1,871	2,342		
<i>Gross Margin</i>	11.9%	11.2%	11.9%	0.7%	0.0%
<b>Operating Expense</b>	<b>1,799</b>	1,475	1,610		
<i>Operating Expense %</i>	7.1%	8.8%	8.2%	-1.7%	-1.1%
<b>Operating Income</b>	<b>1,212</b>	396	732	<b>205.9%</b>	<b>65.6%</b>
<i>Operating Margin</i>	4.8%	2.4%	3.7%	2.4%	1.1%
<b>Non-operating Items</b>	<b>(45)</b>	92	107		
<b>Income before Tax</b>	<b>1,167</b>	488	838	139.2%	39.2%
<b>Income Tax</b>	<b>263</b>	110	120		
<b>Net Income</b>	<b>904</b>	378	718	139.3%	25.8%
<i>Net Margin</i>	3.6%	2.3%	3.7%	1.3%	-0.1%
<b>Net income attributed to Primax</b>	<b>764</b>	413	665	84.9%	15.0%
<b>EPS (NT\$)</b>	<b>1.72</b>	0.93	1.50		

# 季營收



Amount : NTD M

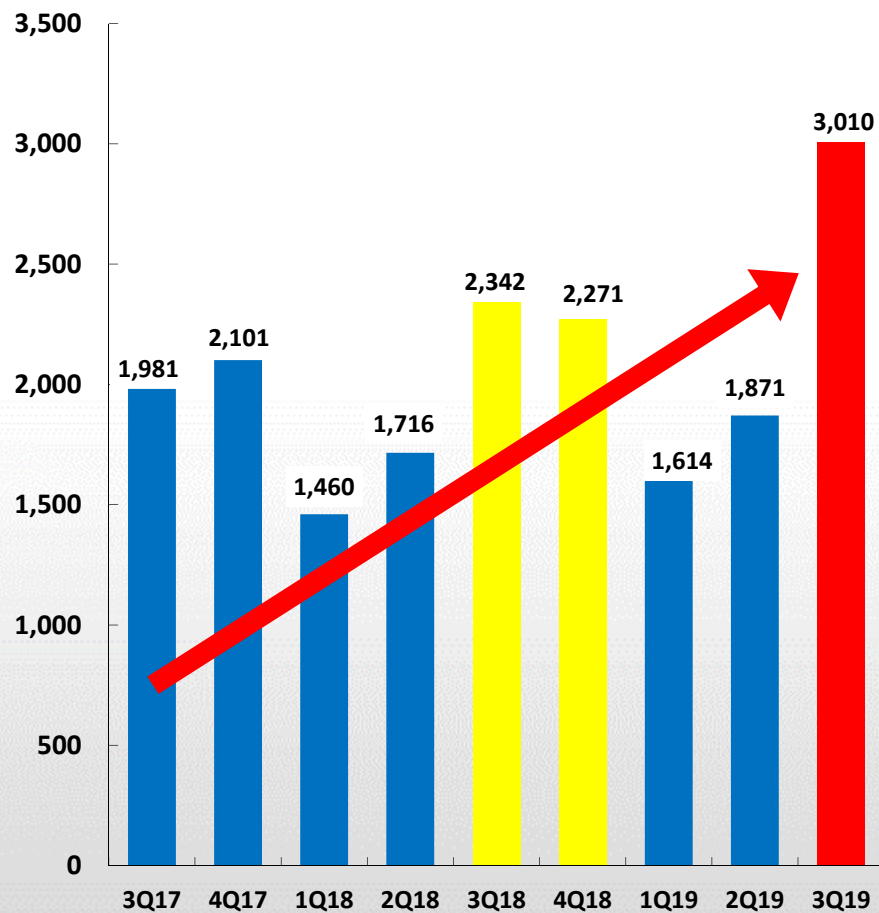


# 營業毛利、營業毛利率

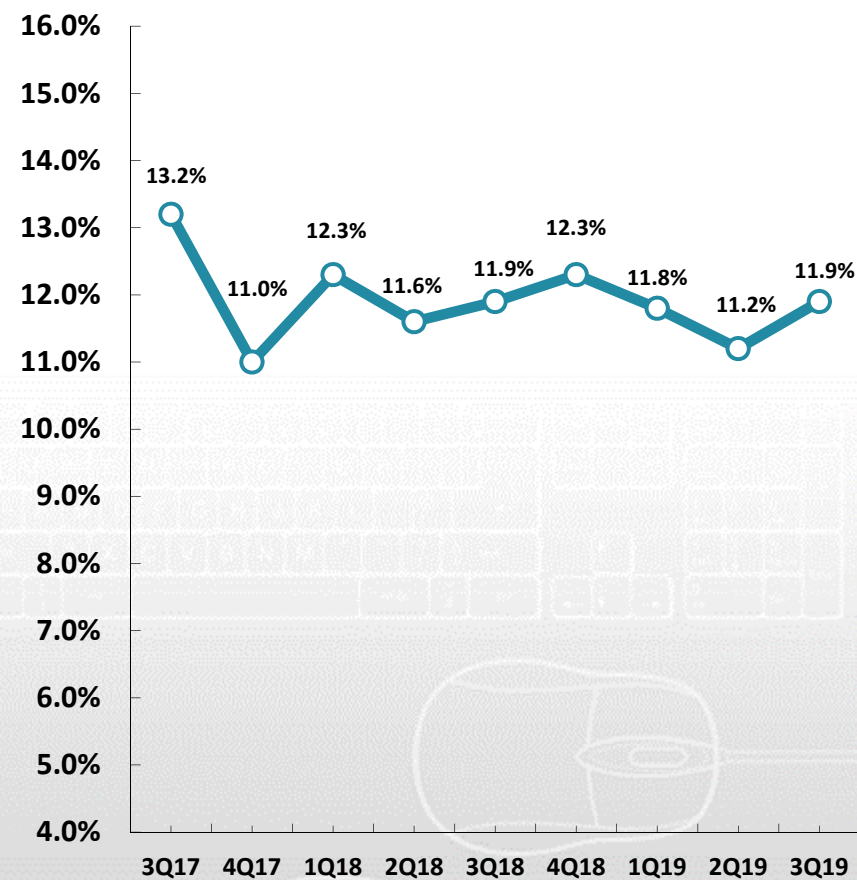


## Gross Profit

Amount : NTD M



## Gross Margin

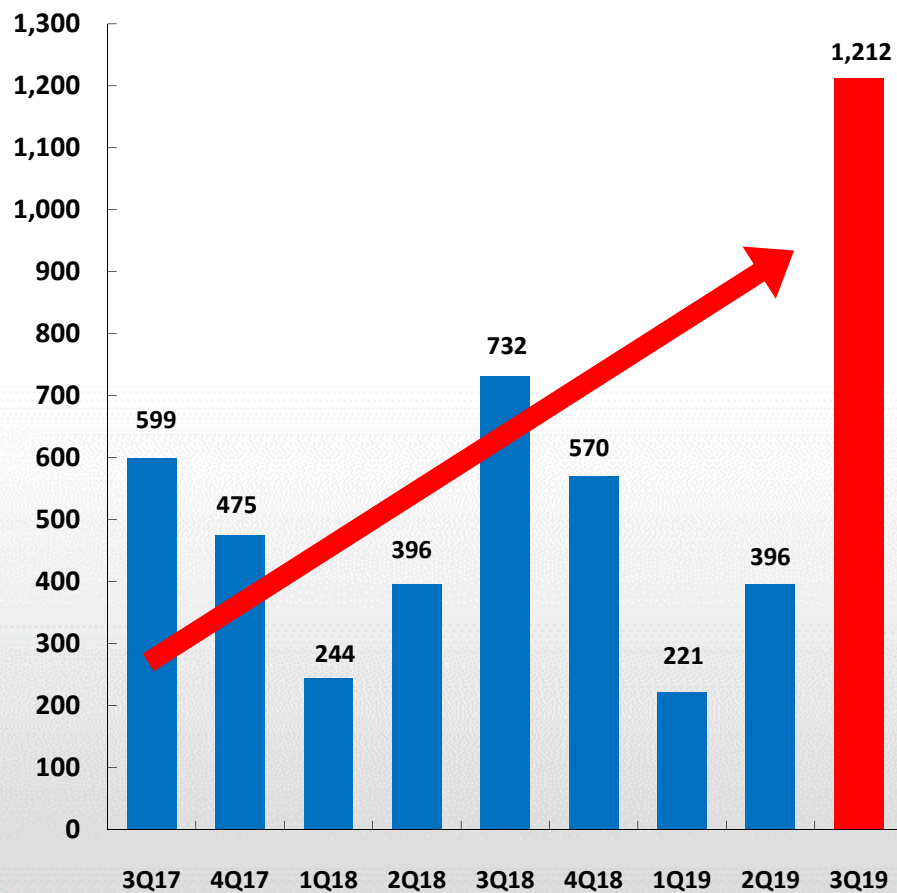


# 營業淨利、營業淨利率

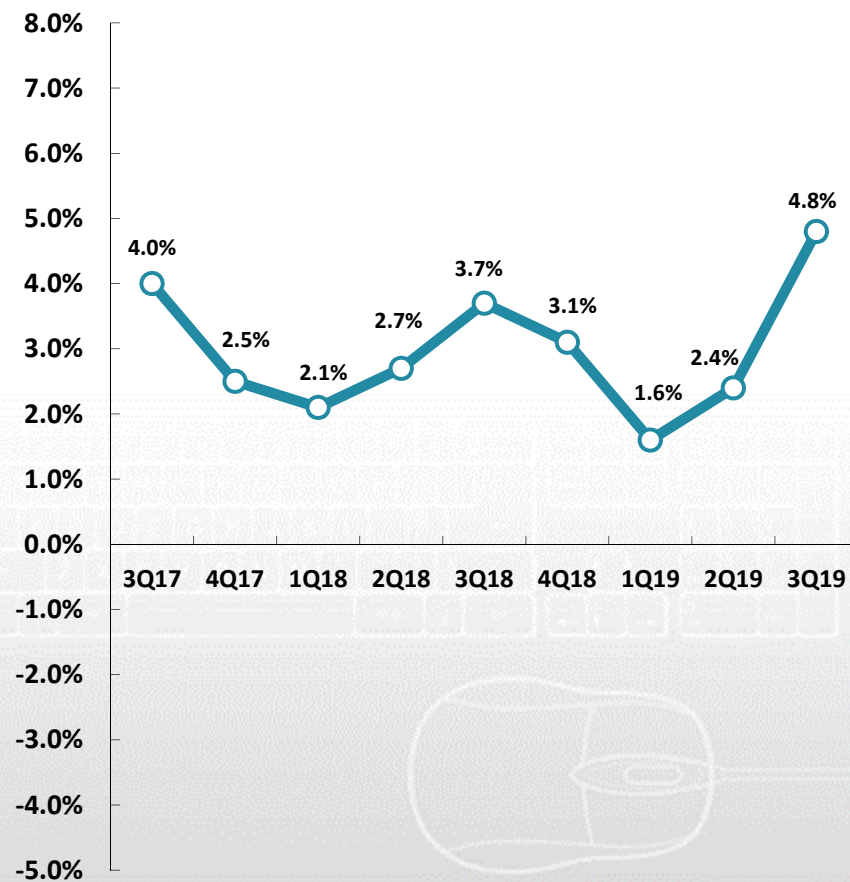


## Operating Income

Amount : NTD M



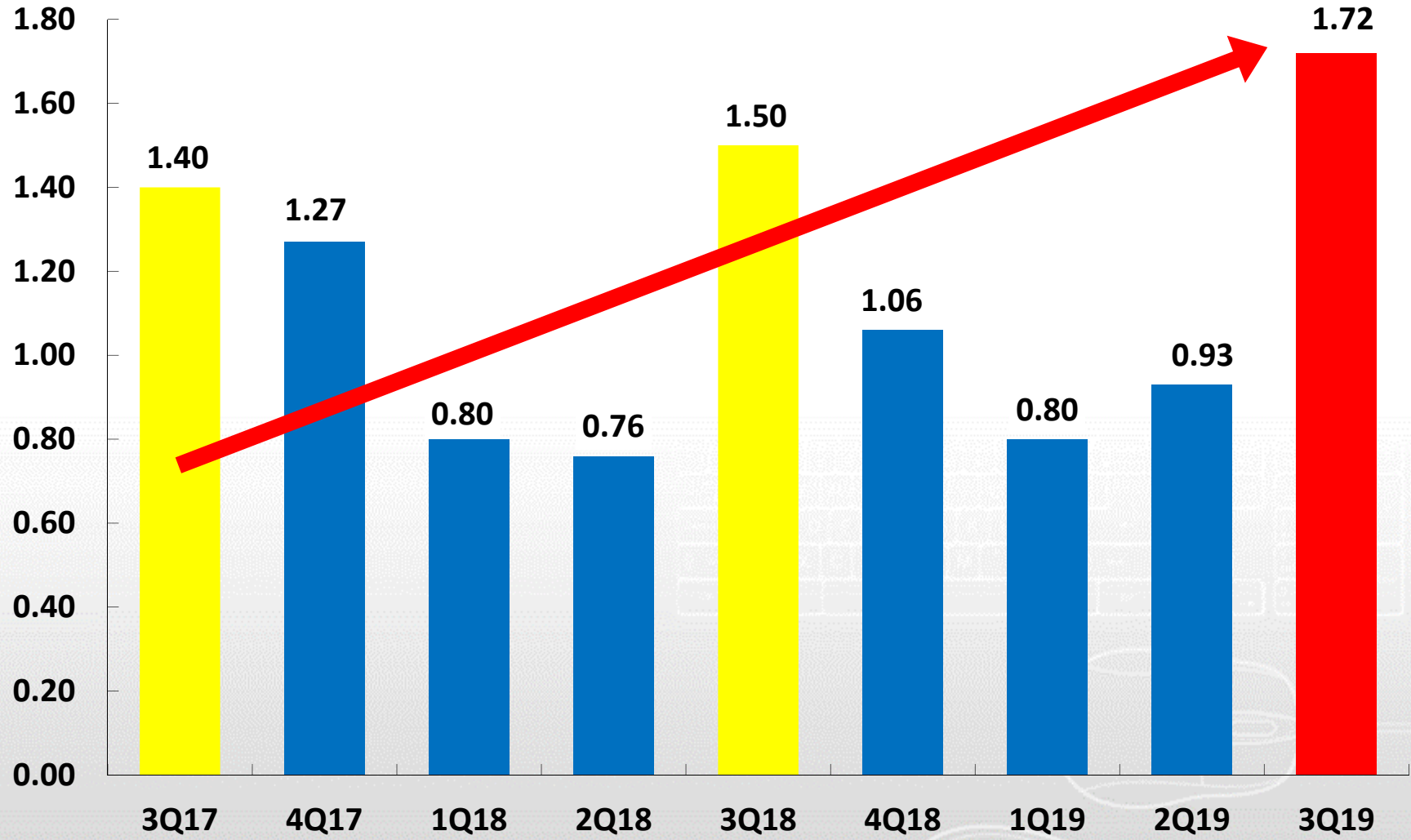
## Operating Margin



# 每股盈餘



Amount : NTD



# 2019年第三季資產負債表



Selected items from Balance Sheet

(Amount : NTD M)

	2019/9/30		2018/9/30	
	Amt	%	Amt	%
Cash	7,109	13%	3,881	9%
Notes and Accounts receivable	23,662	42%	17,859	42%
Inventory	10,223	18%	7,838	18%
<b>Total Current Assets</b>	<b>43,243</b>	<b>77%</b>	<b>31,640</b>	<b>74%</b>
Fixed Assets	6,469	12%	4,968	12%
<b>Total Assets</b>	<b>55,984</b>	<b>100%</b>	<b>42,618</b>	<b>100%</b>
Notes and Accounts Payable	22,539	40%	18,505	43%
S-T Borrowings	8,315	15%	2,366	6%
CPLTD	28	0%	67	0%
<b>Total Current Liabilities</b>	<b>37,758</b>	<b>67%</b>	<b>26,481</b>	<b>62%</b>
L-T Borrowings	0	0%	234	1%
<b>Total Liabilities</b>	<b>41,959</b>	<b>75%</b>	<b>28,263</b>	<b>66%</b>
<b>Total Equity</b>	<b>14,024</b>	<b>25%</b>	<b>14,354</b>	<b>34%</b>

# 2019年第三季現金流量表



Amount : NTD M

	Q3 19 YTD	Q3 18 YTD
From Operation	(708)	(1,184)
From Investment	(3,224)	(2,164)
From Financing	6,020	(376)
<b>Net Cash Position Change</b>	<b>2,088</b>	<b>(3,724)</b>
Effect of foreign currency exchange translation	30	(216)
Cash at beginning of year	4,990	7,821
<b>Ending Cash Balance</b>	<b>7,109</b>	<b>3,881</b>



# 4Q19、2020 營運展望



- ❖ 營收獲利持續樂觀
- ❖ Tymphany 耳機需求旺 帶動營收動能
- ❖ 車載智能相機再添新案
  
- ❖ 2020 營收增長 優化獲利結構
- ❖ Tymphany 維持成長動能 耳機比重持續提升
- ❖ 影像視覺技術新應用顯著成長
- ❖ 光學聲學技術整合之智能產品
- ❖ 泰國廠啟動 分散製造風險



# PRIMAX



Thank you!

## Note



- ❖ All figures stated above are unaudited and subject to audit amendments
- ❖  Record Quarter
- ❖  Historical Record High



# Safe Harbor Notice



- ❖ We have made forward-looking statements in the presentation. Our forward-looking statements contain information regarding, among other things, our financial conditions, future expansion plans and business strategies. We have based these forward-looking statements on our current expectations and projections about future events. Although we believe that these expectations and projections are reasonable, such forward-looking statements are inherently subject to risks, uncertainties, and assumptions about us.
- ❖ We undertake no obligation to publicly update or revise any forward-looking statements whether as a result of new information, future events or otherwise. In light of these risks, uncertainties and assumptions, the forward-looking events in the conference might not occur and our actual results could differ materially from those anticipated in these forward-looking statements.