


PRiMAX



致伸科技 (4915 TT)

2Q20 財報法說

31 Jul 2020

2020年第二季營運成果



Record Q2 EPS

Amount : NTD M

	Q2 20	Q1 20	Q2 19	QoQ	YoY
Net Sales	16,251	13,524	16,704	20.2%	-2.7%
COGS	14,410	11,999	14,833		
Gross Profit	1,842	1,525	1,871	20.7%	-1.6%
<i>Gross Margin</i>	<i>11.3%</i>	<i>11.3%</i>	<i>11.2%</i>	<i>0.1%</i>	<i>0.1%</i>
Operating Expense	1,444	1,320	1,475		
<i>Operating Expense %</i>	<i>8.9%</i>	<i>9.8%</i>	<i>8.8%</i>	<i>-0.9%</i>	<i>0.1%</i>
Operating Income	398	205	396	93.8%	0.5%
<i>Operating Margin</i>	<i>2.4%</i>	<i>1.5%</i>	<i>2.4%</i>	<i>0.9%</i>	<i>0.1%</i>
Non-operating Items	204	60	92		
Income before Tax	602	266	488	126.8%	23.5%
Income Tax	132	58	110		
Net Income	470	207	378	127.0%	24.6%
<i>Net Margin</i>	<i>3%</i>	<i>2%</i>	<i>2%</i>	<i>1%</i>	<i>1%</i>
Net income attributed to Primax	503	276	413	82%	22%
EPS (NT\$)	1.13	0.62	0.93		

2020年YTD 營運成果



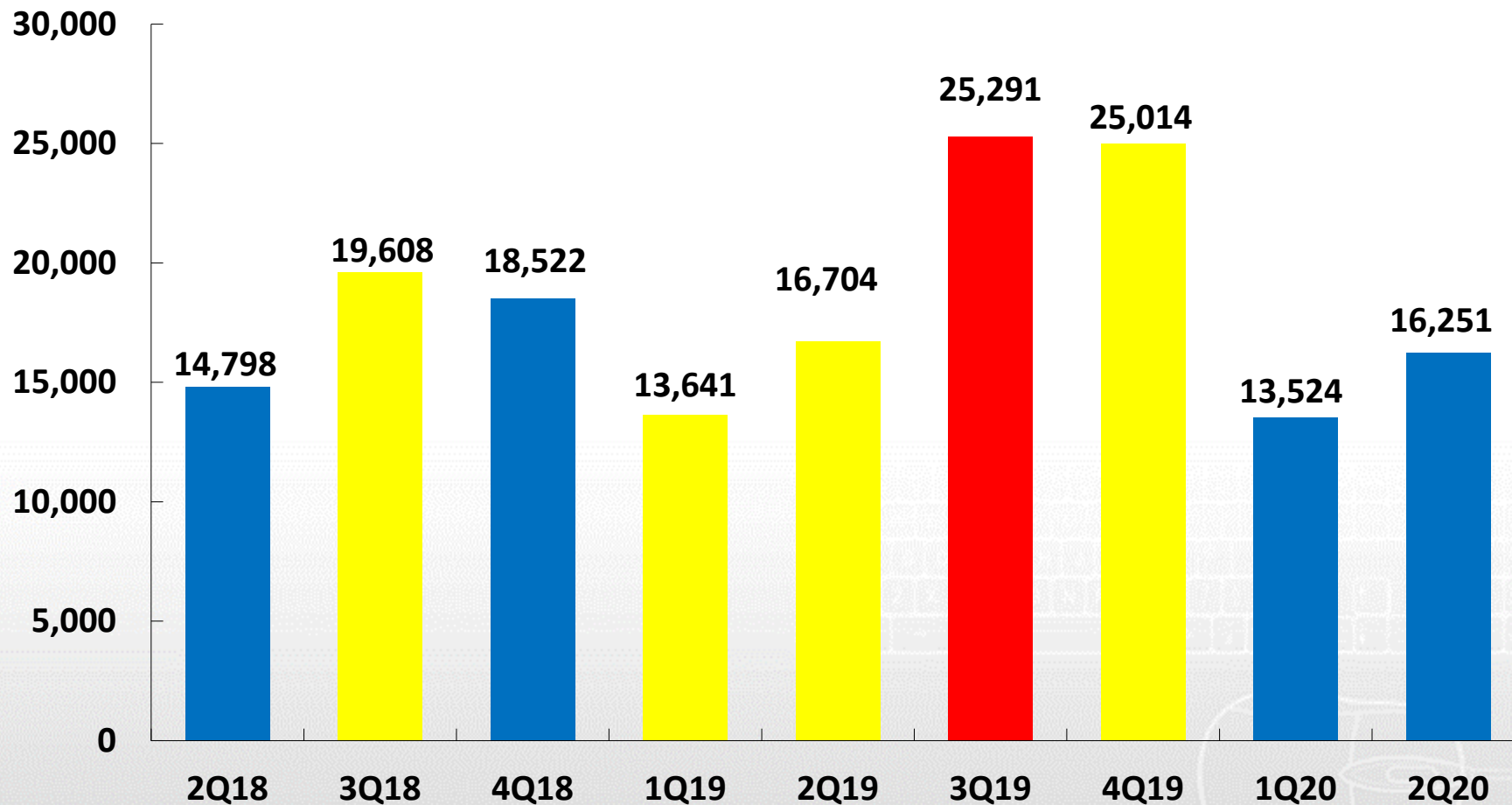
Amount : NTDM

	Q2 20 YTD	Q2 19 YTD	YoY
Net Sales	29,776	30,345	-1.9%
COGS	26,409	26,861	
Gross Profit	3,367	3,485	-3.4%
<i>Gross Margin</i>	<i>11.3%</i>	<i>11.5%</i>	<i>-0.2%</i>
Operating Expense	2,763	2,868	
<i>Operating Expense %</i>	<i>8.9%</i>	<i>9.5%</i>	<i>-0.6%</i>
Operating Income	603	617	-2.2%
<i>Operating Margin</i>	<i>2.4%</i>	<i>2.0%</i>	<i>0.4%</i>
Non-operating Items	265	248	
Income before Tax	868	865	0.3%
Income Tax	190	195	
Net Income	678	670	1.1%
<i>Net Margin</i>	<i>2.9%</i>	<i>2.2%</i>	<i>0.7%</i>
Net income attributed to Primax	779	769	1.3%
EPS (NT\$)	1.75	1.73	

季營收



Amount : NTD M

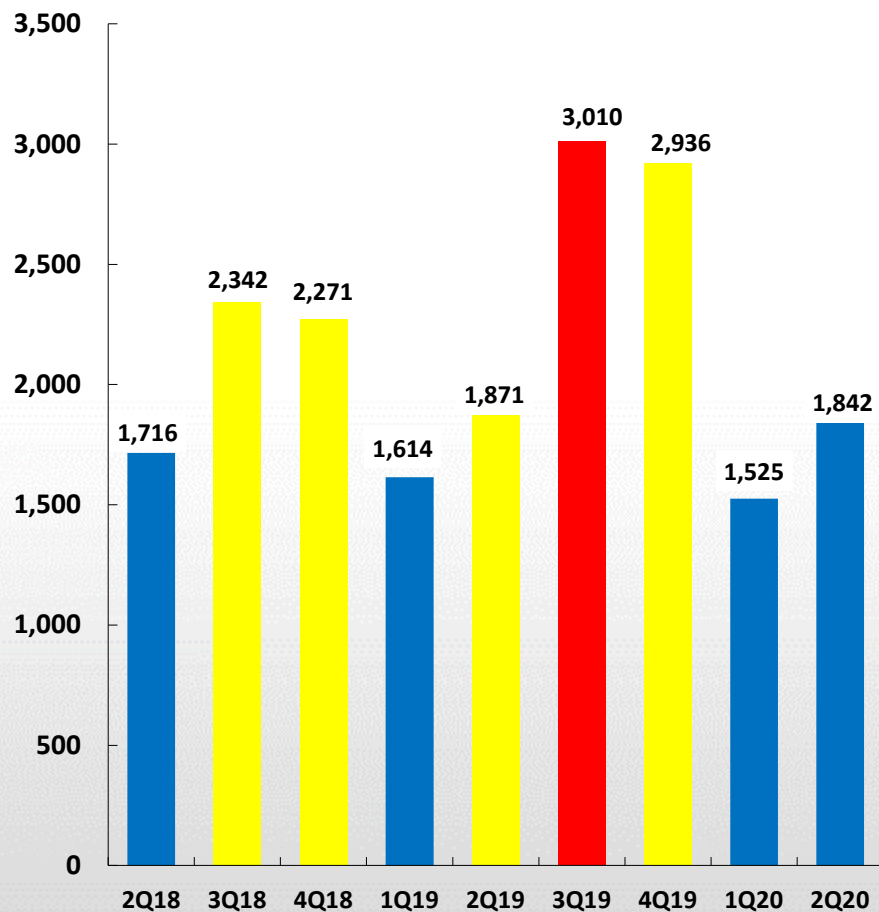


營業毛利、營業毛利率

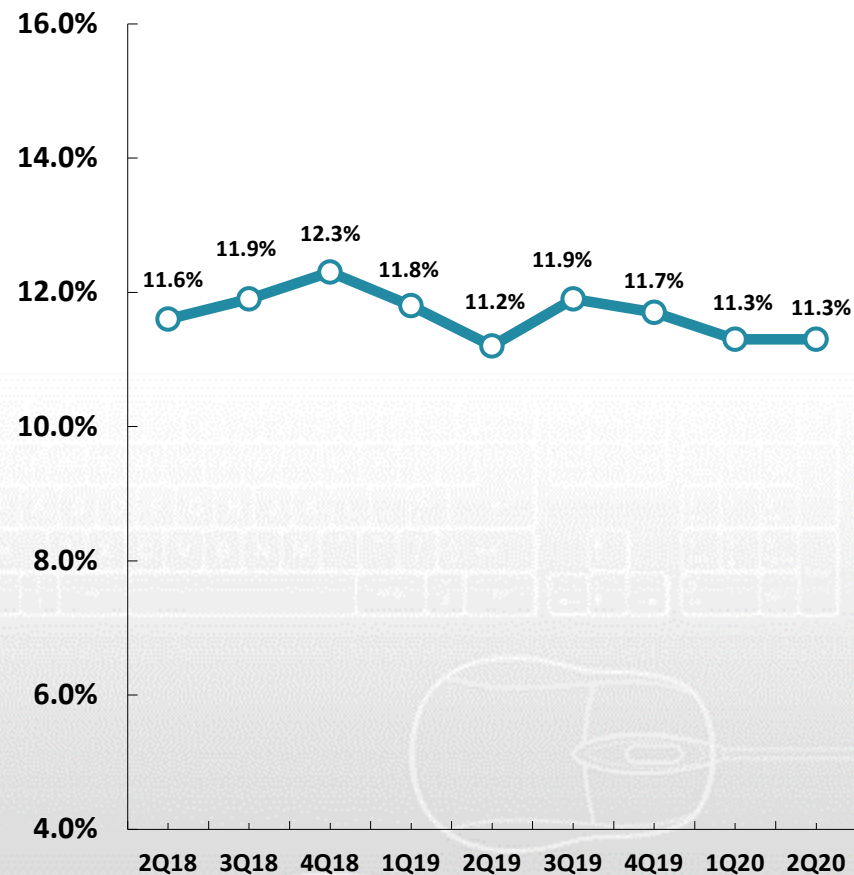


Gross Profit

Amount : NTD M



Gross Margin

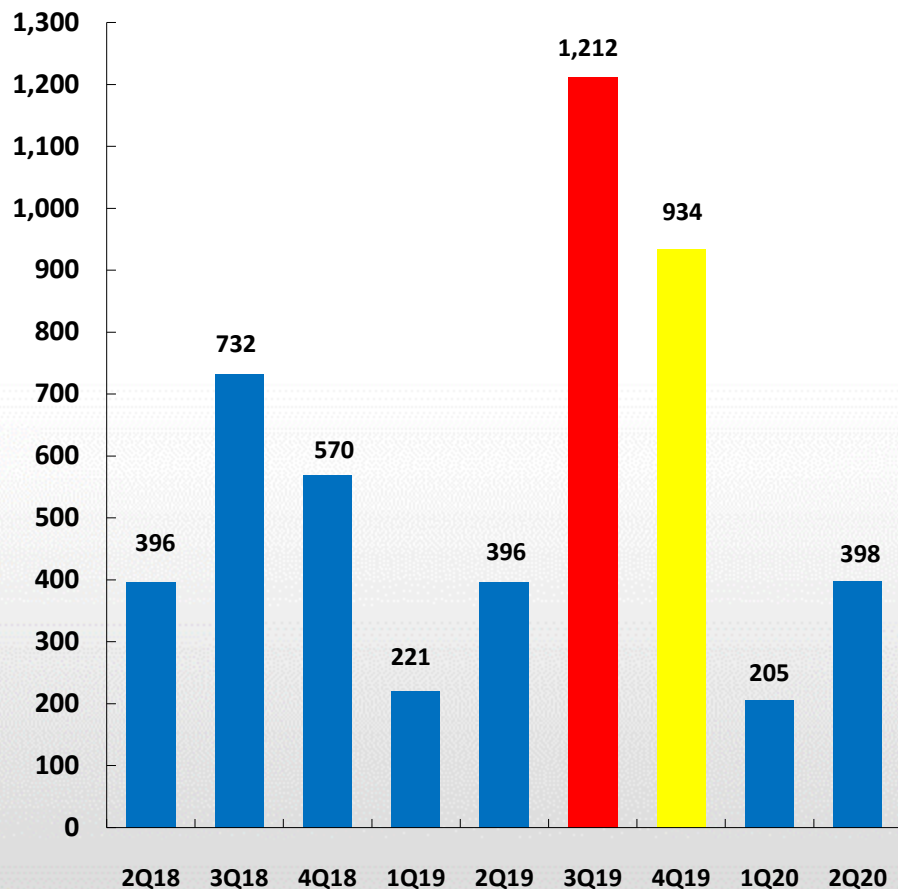


營業淨利、營業淨利率

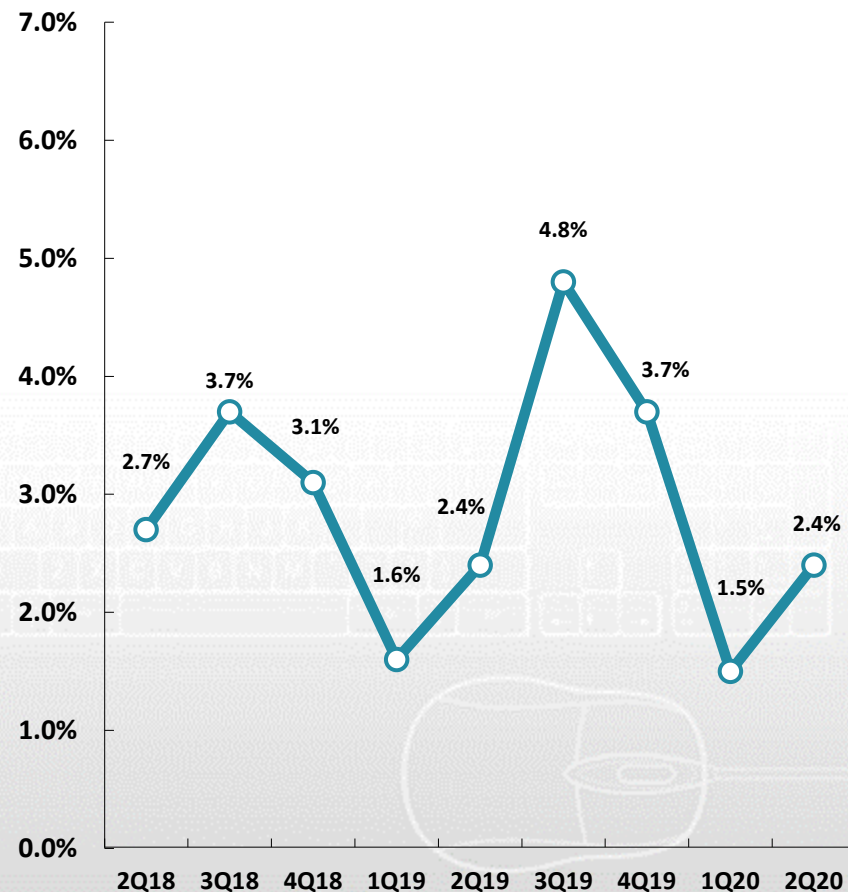


Operating Income

Amount : NTD M



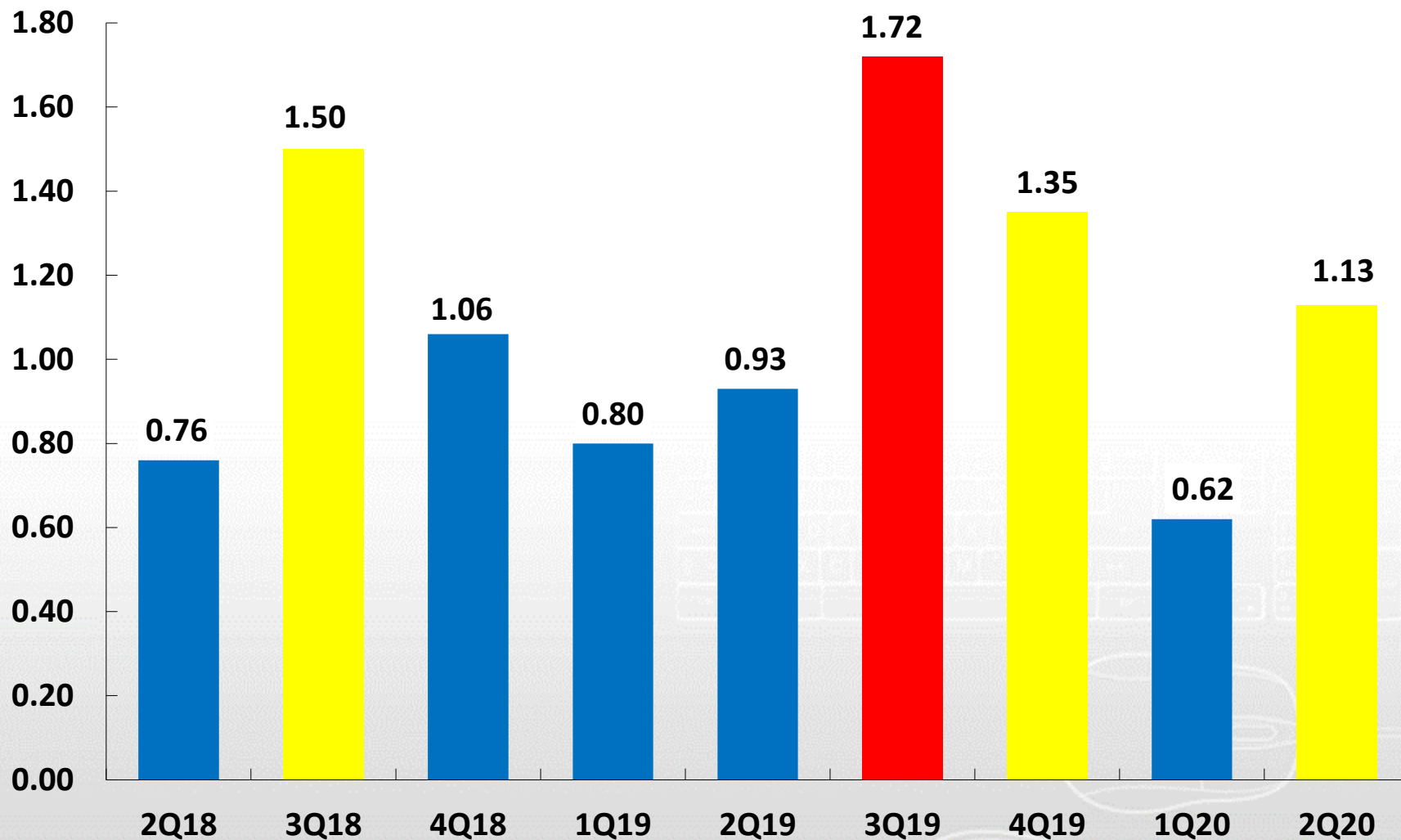
Operating Margin



每股盈餘



Amount : NTD



2020年第二季資產負債表



Selected items from Balance Sheet

(Amount : NTD M)

	2020/6/30		2019/6/30	
	Amt	%	Amt	%
Cash	10,958	24%	4,333	10%
Notes and Accounts receivable	11,967	26%	14,325	32%
Inventory	7,241	16%	8,169	18%
Total Current Assets	33,569	73%	30,045	68%
Fixed Assets	6,389	14%	6,688	15%
Total Assets	46,251	100%	44,281	100%
Notes and Accounts Payable	12,557	27%	14,592	33%
S-T Borrowings	7,678	17%	3,642	8%
CPLTD	0	0%	68	0%
Total Current Liabilities	28,406	61%	25,694	58%
L-T Borrowings	222	0%	205	0%
Total Liabilities	32,516	70%	29,597	67%
Total Equity	13,736	30%	14,684	33%

2020年第二季現金流量表



Amount : NTD M

	Q2 20 YTD	Q2 19 YTD
From Operation	(647)	(962)
- Income Before Tax	868	865
- Depreciation and Amortization	1,135	1,081
- Notes and Accounts Receivable	7,246	2,058
- Notes and Accounts Payable	(11,188)	(3,855)
- Inventory	3,080	(421)
- Other Operating Sources / (Uses)	(1,788)	(688)
From Investment	(1,378)	(2,056)
- Fixed Assets	(1,305)	(2,109)
- Other Investing Sources / (Uses)	(73)	53
From Financing	6,485	2,260
- S-T Borrowings	6,586	2,439
- L-T Borrowings	44	(34)
- Other Financing Sources / (Uses)	(145)	(145)
Net Cash Position Change	4,460	(758)
Effect of Foreign Currency Exchange Translation	(203)	100
Cash at Beginning of Year	6,701	4,990
Ending Cash Balance	10,958	4,333



- ❖ 維持穩定的獲利結構及費用控管
- ❖ 營收已見曙光
- ❖ 疫情助攻的筆電及電競需求仍在持續
- ❖ 視覺影像於警用、車用、家用均有新案試產/量產
- ❖ 泰國廠順利量產 加碼投資自建廠房
- ❖ 穩健財務管理 貢獻業外收益





後疫情元年

- ❖ 因疫情延後的新案 蓄積 2021 強大動能
- ❖ Tymphany 耳機及高階聲學新案蓄勢待發
- ❖ 視覺影像之非手機應用可望大幅成長
- ❖ 結合光學與聲學之整合應用可望新案量產
- ❖ 電腦週邊及事務機器持穩
- ❖ 泰國自建廠下半年完工 將成中國外最大製造基地





PRiMAX



Thank you!



- ❖ All figures stated above are unaudited and subject to audit amendments
- ❖  Record Quarter
-  Historical Record High





- ❖ We have made forward-looking statements in the presentation. Our forward-looking statements contain information regarding, among other things, our financial conditions, future expansion plans and business strategies. We have based these forward-looking statements on our current expectations and projections about future events. Although we believe that these expectations and projections are reasonable, such forward-looking statements are inherently subject to risks, uncertainties, and assumptions about us.
- ❖ We undertake no obligation to publicly update or revise any forward-looking statements whether as a result of new information, future events or otherwise. In light of these risks, uncertainties and assumptions, the forward-looking events in the conference might not occur and our actual results could differ materially from those anticipated in these forward-looking statements.

